

# BARRIER ISLAND (2)

I am a large, tall wading bird found in the Louisiana wetlands! I have a long neck and blue-gray feathers.

**GREAT BLUE HERON**



I am one of the world's rarest birds and I can be found in Louisiana's wetlands! I stand up to five feet tall and have white feathers.

**WHOOING CRANE**



# MISSISSIPPI RIVER DELTA (3)

I am the state mammal of Louisiana and live in coastal swamp forests! I have shaggy black and brown hair and can grow up to 400 pounds.

**LOUISIANA BLACK BEAR**




## CWPPRA WETLAND ANIMAL TRIVIA

**NORTH AMERICAN RIVER OTTER**



**AMERICAN ALLIGATOR**



**BLACK SKIMMER**



**ROSEATE SPOONBILL**



**NUTRIA**



# FRESHWATER MARSH (4)

I am a bright pink bird with a spoon shaped bill that's found in coastal marshes of Louisiana!

I am an invasive rodent from South America. I harm Louisiana's coastal wetlands by eating the plants that hold the land in place.

# COASTAL SWAMP FOREST (5)

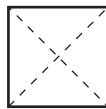
I am a giant green reptile that calls Louisiana's coastal wetlands home. I swim through the wetlands with my long, strong tail and I capture prey with my powerful jaws.

I am a playful, social mammal with a long body and strong tail that lives in Louisiana's wetlands. I can stay under water for up to 8 minutes while hunting for fish, crabs, and frogs.

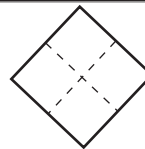
I am a black and white bird found on the barrier island beaches on the coast of Louisiana. As I fly, I use my big orange beak to skim across the top of the water to catch fish.

### INSTRUCTIONS:

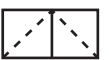
1. Cut image away from instructions. Place paper with image face down. Fold along the diagonal. Unfold and then fold along the opposite diagonal.



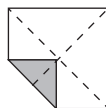
4. Flip your paper so the folds you just made are face down.



7. Fold the square in half to form a rectangle then unfold. Do this both vertically and horizontally.



2. Fold each corner to the center.



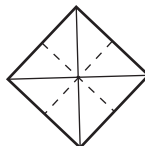
5. Fold the corners towards the center.



8. Insert your fingers under the tabs.



3. Now all four corners should be folded towards the center and your paper should look like this.



6. Now you should have a smaller square that looks like this:



9. Finished piece:

